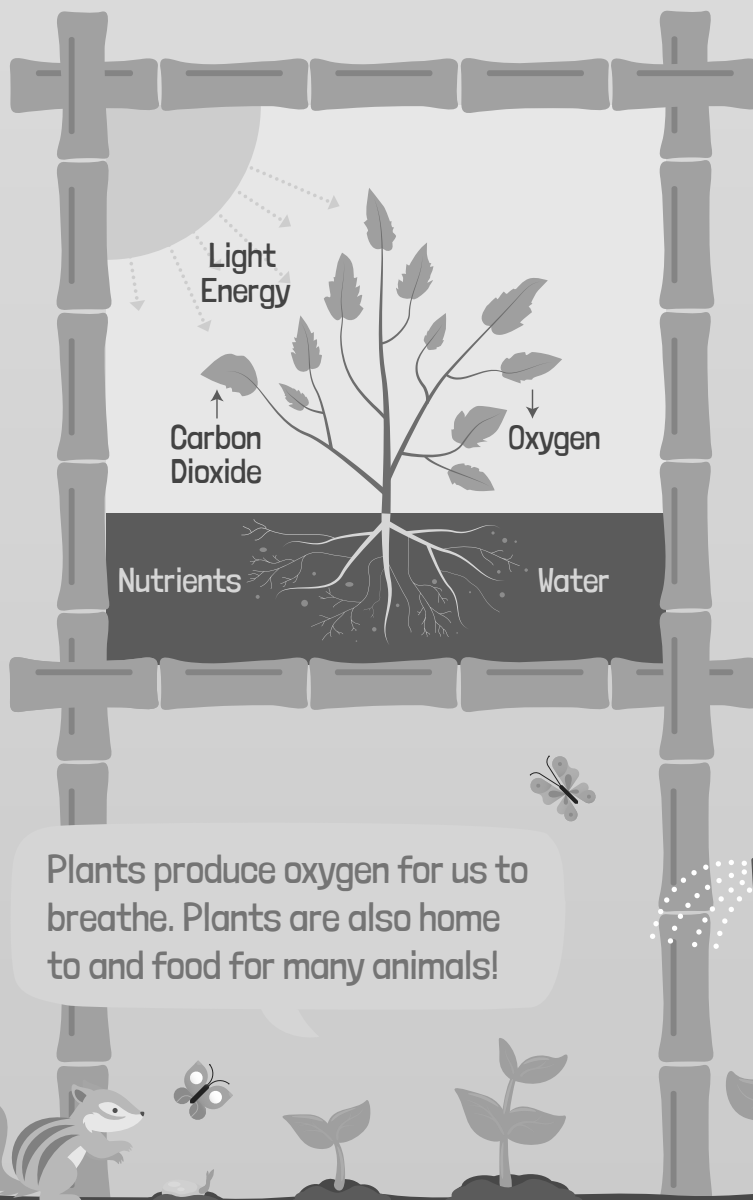


FLORA

ACTIVITY SHEET 1

PLANTS OF SENTOSA ISLAND

There are plants everywhere in Sentosa.
You can see them in our forests and on our beaches.
There are plants even in our saltwater lagoons!



DID YOU KNOW?

Plants make their own food through **PHOTOSYNTHESIS**.

Plants produce oxygen for us to breathe. Plants are also home to and food for many animals!

**WHY DO
WE NEED
PLANTS?**



TYPES OF PLANTS

There are many different types of plants.
They look different from one another!
Let's learn about some of them below.




TREE

It has a tall trunk covered in bark. Its branches are high above the ground. Leaves, flowers and fruits grow on its branches.



PALM

It has large leaves at the top of a stem.
It has no branches.



SHRUB

It is a short plant with many stems.



IT'S MATCHING TIME!

Read about the plants below.
Match it to the correct plant type.



COCONUT

Found along the beaches of Sentosa, it provides shade for people at the beach.

SEA LETTUCE

Sea Lettuce is tough and strong. It can grow even in sandy areas by the coast.

TEMBUSU

Tembusu can be found along our Imbiah Nature Trails. It smells sweet when flowering.



SHRUB

TREE

PALM



PARTS OF PLANTS

A plant is made up of different parts. Each part helps it to grow strong and healthy! Let's learn about them below.



ROOTS

Take in water and nutrients from the soil.

TRUNK

Keeps the plant standing straight. Brings nutrients to the other parts of the plant.

LEAF

Takes in sunlight for the plant to make food.

FLOWER

Attracts animals for pollination.

FRUIT

The seeds inside the fruits will grow to become new plants.

FILL IN THE BLANKS!


Name the parts of the plants below.



LEAF

TRUNK


ROOTS



SEA ALMOND

FLOWER

FRUIT



SEA LETTUCE

TYPES OF BARK

The bark is like the skin of the plant.
It helps keep the plant from becoming dry.
It also protects the plants from insects.




IT'S MATCHING TIME AGAIN!

Different trees have different types of bark.
Match the correct type of bark to the correct picture!

TEMBUSU



PONG PONG



PULAI



SEA APPLE



ROUGH BARK

FISSURED BARK

SCALY BARK

SMOOTH BARK

TREE RUBBING TIME!

Let's find out what type of bark
your favourite tree has!

STEP 1 Place this sheet of paper
against the bark of the tree

STEP 2 Take a wooden pencil or
crayon and rub it on the paper.

MY TREE HAS _____ BARK!

**Well done on completing this activity sheet! Let's try the next one about Flora.
Get ready to learn more about the flowers, fruits and seeds!**