

FAUNA

ACTIVITY SHEET 1

CREATURES OF SENTOSA ISLAND

Sentosa is home to many different types of animals. Coastal forests, rocky shores, sandy beaches, mangroves, and freshwater ponds are their natural habitats.

WHAT IS A
HABITAT?

The natural home of
an animal or a plant.



HAVE YOU SEEN THEM?

The animals can be shy, hiding away in the tree or behind a shrub. They may also run away if they see people.



FOLLOW THE TRACKS!

To know if an animal has been around, look out for the tracks it left behind.

IT'S MATCHING TIME!


Match the correct animal to the tracks left behind.

SMOOTH-COATED
OTTER

HAWKSBILL
TURTLE

MALAYAN
WATER MONITOR

PEAFOWL



This animal has padded paws with 5 toes.

This animal has flippers.

This animal has toes that are long and thin, and a long tail which it drags on the ground.

This animal's feet have 3 toes in front and a toe at the back.

LOOKING FOR TRACES

Animals are not the only creatures that leave traces behind. Humans leave traces behind too!



NOW TRY MATCHING THE TRACES TO THE CORRECT ANIMAL!

Oops, is this poop? This one has seeds of the Fishtail Palm!

Are these sand balls? An animal has made a home in the sand!

These are beautiful! Perfect round circles in the leaves.



SOLDIER CRAB

It can be found on the shores of Sentosa. They look for food in the sand.



COMMON PALM CIVET

It comes out at night to search for food. It loves fruits!



BAGWORM MOTH CATERPILLAR

It uses parts of plants such as twigs and leaves to make a casing. It also feeds on leaves.

IT'S THINKING TIME!

What are some possible human traces?

Example: People often leave behind plastic bottles. Is this good or bad for the environment? Why?

What impact do human traces have on the environment?



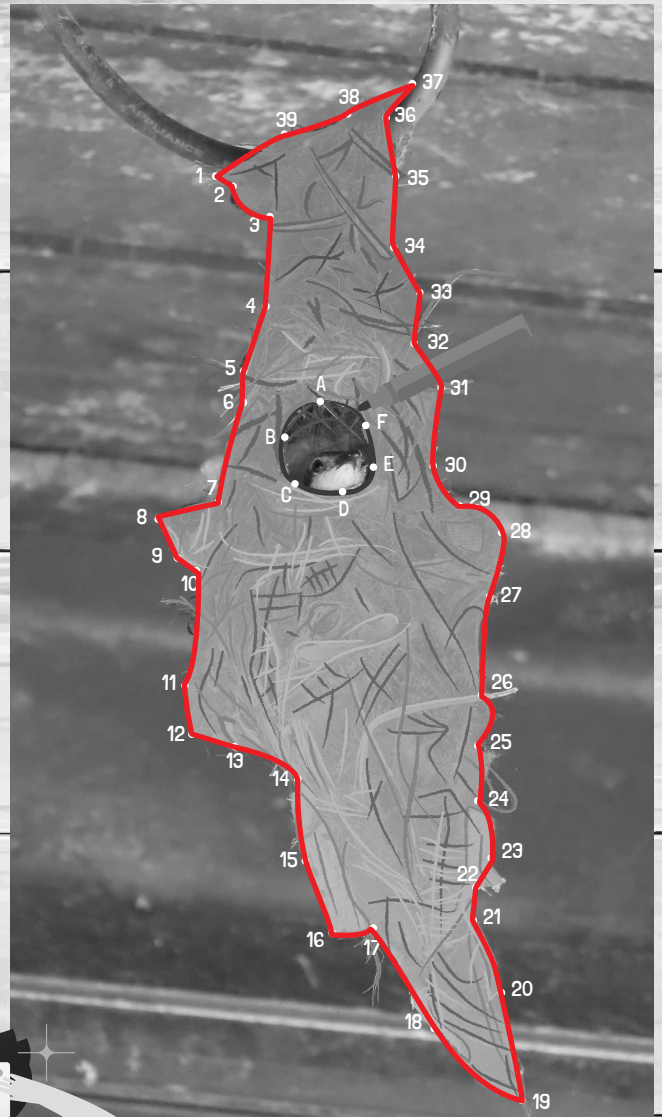

SPOT THE HOMES

Knowing where the different animals live can help you find them. Try spotting their homes instead – but remember, do not disturb them and their homes. It is where they feel safe.



JOIN THE DOTS DRAWING ACTIVITY

Join the dots and build the homes of these animals.
Fill in the blanks with what their homes are called.



W E B

N E S T



FOLLOW THE CALLS

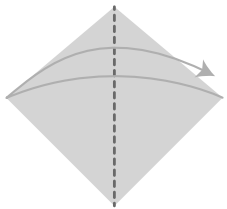
Listen to nature. Follow the calls... and you might spot the animal that is calling.

One of the loudest calls as you enter Sentosa's forest along Imbiah Trail or the Coastal Trail is probably that of the cicada. Male cicadas contract the muscles in their body to make these sounds. The cicadas are common in Sentosa's forest but they are very well camouflaged. Follow the call and you might be able to spot one resting on a tree trunk.

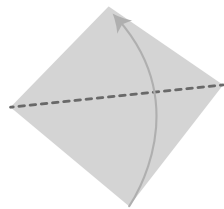


FOLD THE CICADA

You can make your own origami cicada by following these steps!



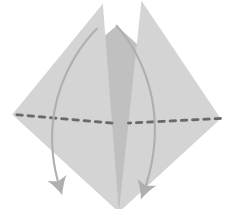
1 Start with a square piece of paper. Make a fold in the centre according to the dotted line and open the paper again.



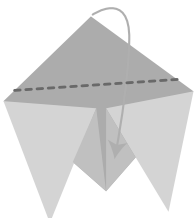
2 Fold the paper into half according to the dotted line.



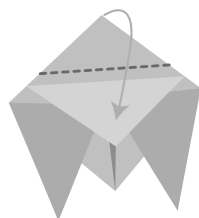
3 Fold up along the dotted lines such that the tips of the triangle touch the top of the triangle.



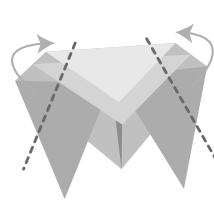
4 Fold the flaps downwards along the dotted line for the wings of the cicada.




5 Fold down the top layer according to the dotted line.



6 This time, fold down the bottom layer according to the dotted line. Make sure that there is a white gap between both layers.



7 Lastly, fold the extra portions of the cicada backwards according to the dotted lines.



8 To finish off your cicada, draw in the eyes or stick stickers. You can also draw some designs on its body.

Well done on completing this activity sheet! Let's try the next one about Fauna.

Get ready to learn more about insects!